

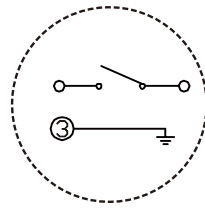
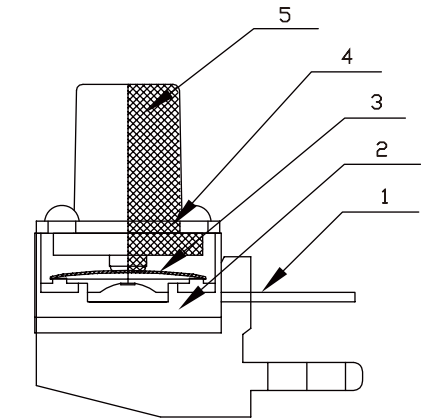
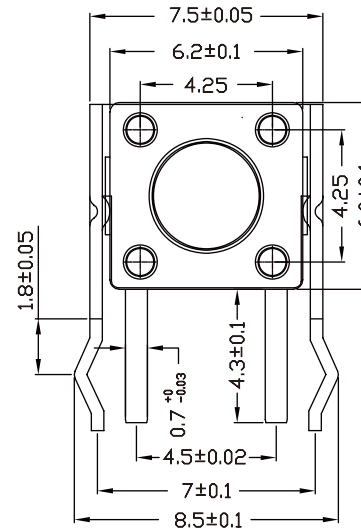
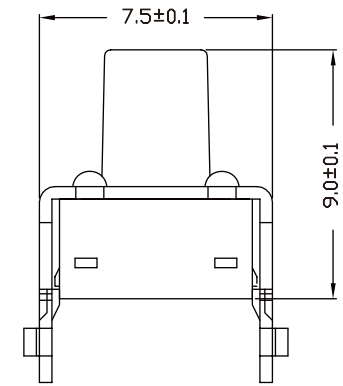
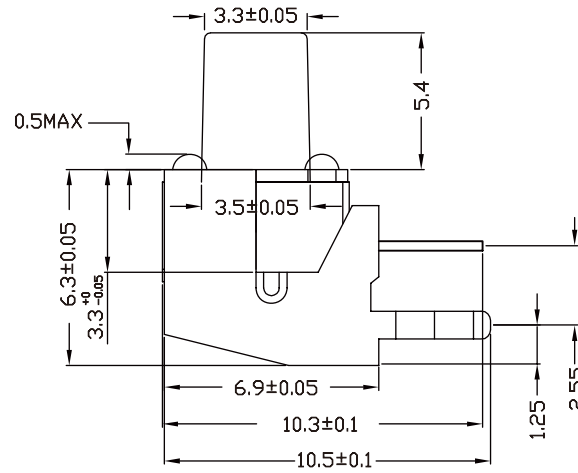
※NOTES※

MECHANICAL

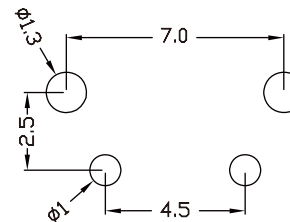
- 1 CONTACT LEG HOUSING : BRASS, SILVER PLATED, T=0.3mm
- 2 HOUSING BUTTON : PPA, UL94HB, COLOR WHITE
- 3 CONTACT FRAME : PHOSPHOR BRONZE, SILVER PLATED
- 4 FRAME : SPCC, SILVER PLATED
- 5 BUTTON : PPA, UL94HB, COLOR WHITE

SPECIFICATION

- 1 MAX. CONTACT RATING : 50 MILLIAMPS@12V DC
- 2 MIN. CONTACT RATING : 10 MILLIAMPS@1V DC
- 3 INITIAL CONTACT RESISTANCE : 50 mΩ MAX.
- 4 INSULATION RESISTANCE : 100 MEGOHMS @ 100 VDC MIN.
- 5 LIFE EXPECTANCY : OVER 50,000 CYCLES
- 6 DIELECTRIC STRENGTH : 250 VAC 50 Hz FOR 1 MINUTE
- 7 OPERATION TEMPERATURE : -20°C ~ +70°C
- 8 PRESERVATIVE TEMPERATURE : -40°C ~ +85°C
- 9 WAVE-SOLDERING PEAK-TEMPERATURE : 245±5°C FOR 5 SEC(≤)



SCHMATIC



RECOMMENDED P.C.B. LAYOUT

| | | | | |
|--|---|---|---|--|
| QUALITY CONTROL LINE DIMENSIONS SHALL PRINTED THE SYMBOL AS | METRIC | | Wiros Electronics | |
| | DRAWER YOTE | | NOTICE OF PROPRIETARY PROPERTY: THIS DRAWING CONTAINS INFORMATION THAT IS PROPRIETARY TO WIROS ELECTRONICS INTERNATIONAL COMPANY LIMITED. AND SHOULD NOT BE USED WITHOUT WIROS'S WRITTEN CONSENT. | |
| | APPROVER SKY, WANG | | | |
| | DIMENSIONS ARE IN MILLIMETERS TOLERANCES | | TITLE | |
| .X ±0.35 .XX ±0.25 .XXX ±0.15 ANGLES ±3° DO NOT SCALE DRAWINGS | | MICRO MINIATURE R/A, THT, PUSH BUTTON SWITCH COLOR WHITE | | |
| THIRD ANGLE PROJECTION | | PRODUCT NUMBER | | |
| SIZE A4 | | SWAU1-520P004N1 | | |
| REV. | | SCALE | SHEET 1 OF 1 | |
| | | 1 : 1 | | |