

※NOTES※

MATERIAL

- 1 BARREL AND PLUNGER : BRASS C3604
- 2 SPRING : SUS 304

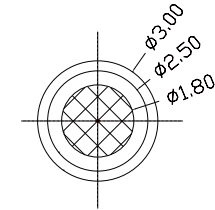
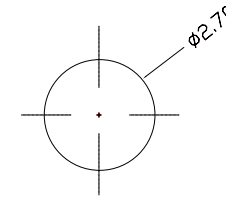
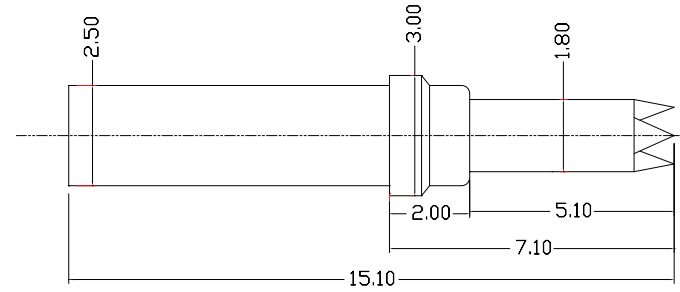
PLATING

- 1 PLUNGER : GOLD 5 MICROINCHES MIN. OVER 50-100 MICROINCHES NICKEL.
- 2 BARREL : GOLD 5 MICROINCHES MIN. OVER 50-100 MICROINCHES NICKEL.

SPECIFICATION

- 1 VOLTAGE AND CURRENT RATING : DC12V, 10 AMPHERES MAX. (QUIESCENCE)
- 2 CONTACT RESISTANCE : 50 mΩ MAX. AT WORKING HEIGHT (QUIESCENCE)
- 3 DURABILITY : 10,000 CYCLES MINIMUM
- 4 OPERATING TEMPERATURE : -40°C TO +200°C
- 5

- ※※ TO AVOID ARCING ISSUE, THE ADAPTER MUST START TO POWER SUPPLY AFTER MATES WITH THIS CONTACT PIN.
- ※※ TO ENSURE THE BEST USAGE, PLEASE OPERATE IT BASED ON WORKING RANGE.
- ※※ THIS IS A RoHS AND HF COMPLIANT PRODUCT.



<TOP VIEW>

RECOMMENDED PCB LAYOUT

QUALITY CONTROL LINE DIMENSIONS SHALL MARKED THE SYMBOL AS ▲ RoHS COMPLIANT HF COMPLIANT LEAD FREE	METRIC		WIROS Electronics Int'l CO., Ltd.	
	DRAWER JXP		NOTICE OF PROPRIETARY PROPERTY: THIS DRAWING CONTAINS INFORMATION THAT IS PROPRIETARY TO WIROS ELECTRONICS INTERNATIONAL COMPANY LIMITED. AND SHOULD NOT BE USED WITHOUT WIROS'S WRITTEN CONSENT.	
	APPROVER CHRISTINE, W			
	DIMENSIONS ARE IN MILLIMETERS TOLERANCES		TITLE	
X. ±0.1 X.X ±0.05 X.XX ±0.02 X.XXX ---- ANGLES ±3°		SOLDERABLE PLUNGE CONTACT PIN H=15.1mm (CROWN HEAD)		
DO NOT SCALE DRAWINGS		PRODUCT NUMBER		
THIRD ANGLE PROJECTION		CHPG2.5-80-20-51		
SIZE A4	REV.	SCALE NONE	SHEET 1 OF 1	