

* NOTES * (UNLESS OTHERWISE SPECIFIED)

MECHANICAL

- ① HOUSING : THERMOPLASTIC NYLON 4/T, UL94V-0, COLOR BLACK
- ② CONTACT : PHOSPHOR BRONZE, GOLD 0.2~1μ PLATED OVER NICKEL
- ③ SOLDER PEG : PHOSPHOR BRONZE, GOLD 0.2~1μ PLATED OVER NICKEL

SPECIFICATION

- ① CURRENT RATING : 1.5 AMPERES MAX.(AWG#28)
- ② VOLTAGE RATING : 50V AC/DC MAX.
- ③ CONTACT RESISTANCE : 20 MILLIOHM MAX.
- ④ INSULATION RESISTANCE : 100 MEGOHM MIN.
- ⑤ DIELECTRIC STRENGTH : 500V AC/MINUTE
- ⑥ OPERATING TEMPERATURE : -40°C TO +85°C
- ⑦ IR-REFLOW PEAK-TEMP. : 260±5°C FOR 3±0.5 SECONDS
- ⑧ APPLICABLE WIRES : AWG.#28~#30

*** THIS IS A RoHS-2 RECOGNIZED PRODUCT
 *** MATES WITH PWB12 SERIES HOUSING AND CRIMP TERMINALS

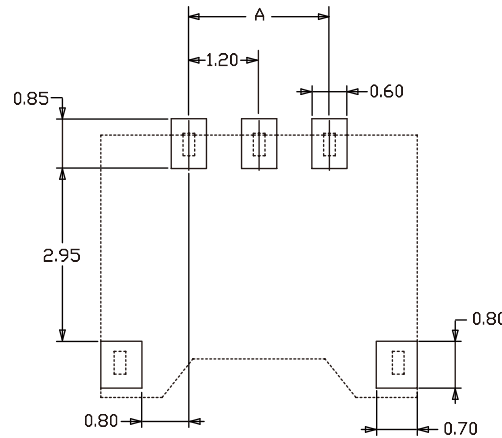
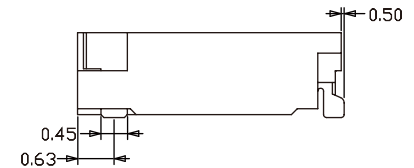
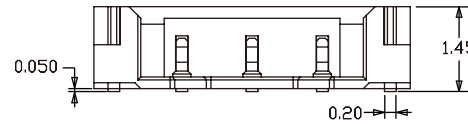
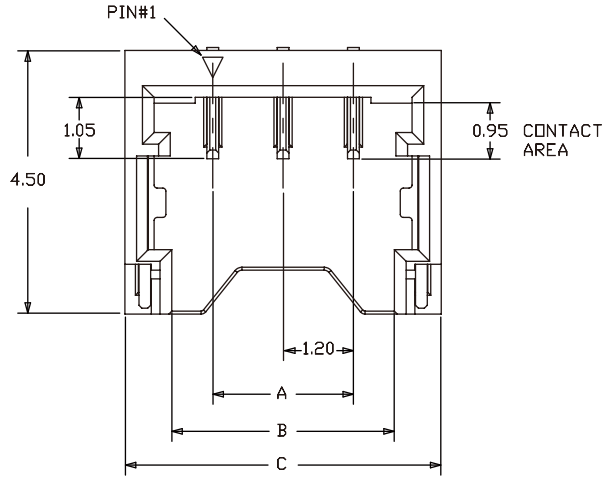
ORDER OPTION(S)

RWB12-71AR0 HP

NUMBER OF POSITIONS
 FROM 02-15 AVAILABLE

DIMENSION TABLE

PART NUMBER	A	B	C
RWB12-71AR002HP	1.20	2.60	4.20
RWB12-71AR003HP	2.40	3.80	5.40
RWB12-71AR004HP	3.60	5.00	6.60
RWB12-71AR005HP	4.80	6.20	7.80
RWB12-71AR006HP	6.00	7.40	9.00
RWB12-71AR007HP	7.20	8.60	10.20
RWB12-71AR008HP	8.40	9.80	11.40
RWB12-71AR009HP	9.60	11.00	12.60
RWB12-71AR010HP	10.80	12.20	13.80
RWB12-71AR011HP	12.00	13.40	15.00
RWB12-71AR012HP	13.20	14.60	16.20
RWB12-71AR013HP	14.40	15.80	17.40
RWB12-71AR014HP	15.60	17.00	18.60
RWB12-71AR015HP	16.80	18.20	19.80



RECOMMENDED P.C.B. LAYOUT
 (TOP VIEW)
 TOLERANCE ±0.05mm

METRIC		WIROS ELECTRONICS INTERNATIONAL COMPANY LIMITED	
DRAWER	HENRY, W	NOTICE OF PROPRIETARY PROPERTY THIS DRAWING CONTAINS INFORMATION THAT IS PROPRIETARY TO WIROS ELECTRONICS INTERNATIONAL COMPANY LIMITED AND SHOULD NOT BE USED WITHOUT WRITTEN CONSENT FROM WIROS.	
APPROVER	CR, S		
DIMENSIONS ARE IN MILLIMETERS TOLERANCES		TITLE	
X. ----- X.X ±0.20 X.XX ±0.10 X.XXX ±0.05 ANGLES ±3°		1.20 WIRE TO BOARD PRESS-MATE SMD CONNECTOR	
DO NOT SCALE DRAWINGS		PRODUCT NUMBER	
THIRD ANGLE PROJECTION		RWB12-71AR0**HP	
SIZE	REV.	SCALE	SHEET 1 OF 1
A4		NONE	