

* NOTES * (UNLESS OTHERWISE SPECIFIED)

MECHANICAL

- ① HOUSING : THERMOPLASTIC LCP, UL94V-0, COLOR BEIGE
- ② CONTACT : PHOSPHOR BRONZE, TIN PLATED OVER NICKEL
- ③ SOLDER PEG : PHOSPHOR BRONZE, TIN PLATED OVER NICKEL

SPECIFICATION

- ① CURRENT RATING : 1.0 AMPHERES MAX.(AWG#28)
- ② VOLTAGE RATING : 50V AC/DC MAX.
- ③ CONTACT RESISTANCE : 20 MILLIOHM MAX.
- ④ INSULATION RESISTANCE : 100 MEGOHM MIN.
- ⑤ DIELECTRIC STRENGTH : 500V AC/MINUTE
- ⑥ OPERATING TEMPERATURE : -40°C TO +85°C
- ⑦ IR-REFLOW PEAK-TEMP. : 260±5°C FOR 3±0.5 SECONDS
- ⑧ APPLICABLE WIRES : AWG.#28~#32

*** THIS IS A RoHS-2 RECOGNIZED PRODUCT
 *** MATES WITH PWB10 SERIES HOUSING AND CRIMP TERMINALS

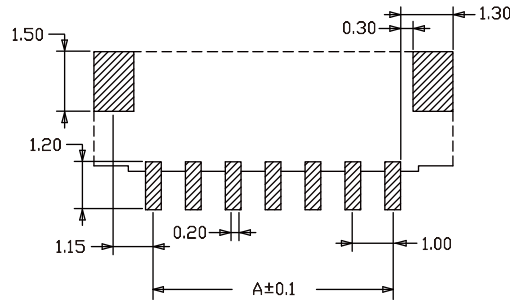
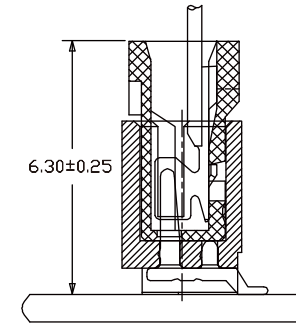
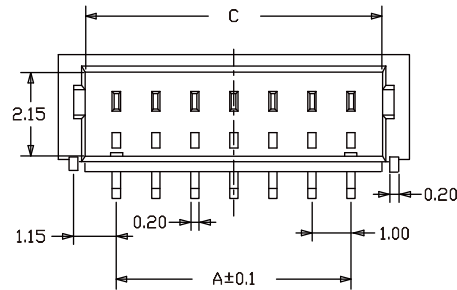
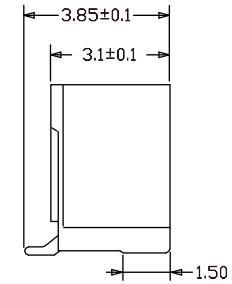
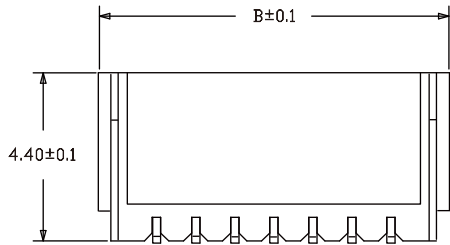
ORDER OPTION(S)

RWB10-12JR0 G7

NUMBER OF POSITIONS
 FROM 04~16 AVAILABLE

DIMENSION TABLE

PART NUMBER	A	B	C
RWB10-12JR004G7	3.0	6.0	4.6
RWB10-12JR005G7	4.0	7.0	5.6
RWB10-12JR006G7	5.0	8.0	6.6
RWB10-12JR007G7	6.0	9.0	7.6
RWB10-12JR008G7	7.0	10.0	8.6
RWB10-12JR009G7	8.0	11.0	9.6
RWB10-12JR010G7	9.0	12.0	10.6
RWB10-12JR011G7	10.0	13.0	11.6
RWB10-12JR012G7	11.0	14.0	12.6
RWB10-12JR013G7	12.0	15.0	13.6
RWB10-12JR014G7	13.0	16.0	14.6
RWB10-12JR015G7	14.0	17.0	15.6
RWB10-12JR016G7	15.0	18.0	16.6



RECOMMENDED P.C.B. LAYOUT
 (TOP VIEW)
 TOLERANCE ±0.05mm

METRIC		WIROS ELECTRONICS INTERNATIONAL COMPANY LIMITED	
DRAWER	HENRY, W	NOTICE OF PROPRIETARY PROPERTY THIS DRAWING CONTAINS INFORMATION THAT IS PROPRIETARY TO WIROS ELECTRONICS INTERNATIONAL COMPANY LIMITED AND SHOULD NOT BE USED WITHOUT WRITTEN CONSENT FROM WIROS.	
APPROVER	CR, S		
DIMENSIONS ARE IN MILLIMETERS TOLERANCES		TITLE	
X.	----	1.00 WIRE TO BOARD TOP ENTRY SMD CONNECTOR	
X.X	----		
X.XX	±0.10		
X.XXX	----		
ANGLES	±3°		
DO NOT SCALE DRAWINGS		PRODUCT NUMBER	
THIRD ANGLE PROJECTION		RWB10-12JR0**G7	
SIZE	REV.	SCALE	SHEET 1 OF 1
A4		NONE	