

* NOTES * (UNLESS OTHERWISE SPECIFIED)

MECHANICAL

- ① HOUSING : THERMOPLASTIC LCP, UL94V-0, COLOR BEIGE
- ② CONTACT : PHOSPHOR BRONZE, TIN PLATED OVER NICKEL
- ③ SOLDER PEG : PHOSPHOR BRONZE, TIN PLATED OVER NICKEL

SPECIFICATION

- ① CURRENT RATING : 0.5 AMPHRE AC/DC
- ② VOLTAGE RATING : 30VDC
- ③ CONTACT RESISTANCE : 20 MILLIOHMS MAX.
- ④ INSULATION RESISTANCE : 100 MEGOHMS MIN.
- ⑤ WITHSTAND VOLTAGE : 200V AC/MINUTE
- ⑥ OPERATING TEMPERATURE : -40°C TO +105°C
- ⑦ IR-REFLOW PEAK-TEMP. : 260±5°C FOR 3±0.5 SECONDS
- ⑧ APPLICABLE WIRE : AWG.#28 TO AWG.#32

*** THIS IS A RoHS-2 RECOGNIZED PRODUCT
 *** MATES WITH PWB08 SERIES HOUSING AND TERMINALS

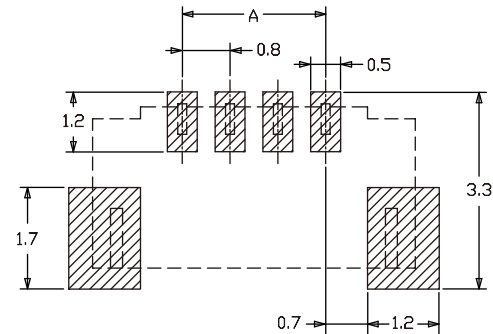
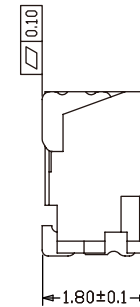
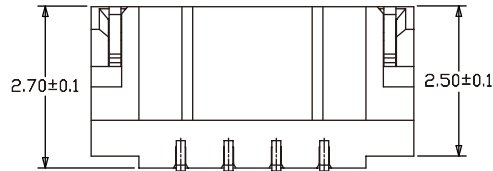
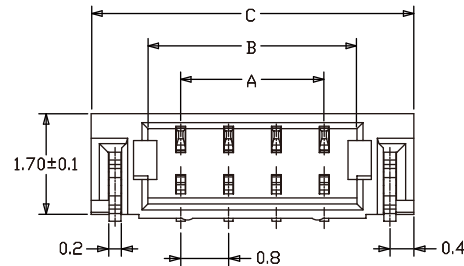
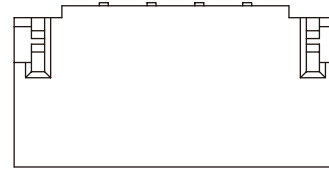
ORDER OPTION(S)

RWB08-12JR0 F3

NUMBER OF POSITIONS
 FROM 02~24 AVAILABLE

DIMENSION TABLE

PART NUMBER	A	B	C
RWB08-12JR002F3	0.80	1.90	3.80
RWB08-12JR003F3	1.60	2.70	4.60
RWB08-12JR004F3	2.40	3.50	5.40
RWB08-12JR005F3	3.20	4.30	6.20
RWB08-12JR006F3	4.00	5.10	7.00
RWB08-12JR007F3	4.80	5.90	7.80
RWB08-12JR008F3	5.60	6.70	8.60
RWB08-12JR009F3	6.40	7.50	9.40
RWB08-12JR010F3	7.20	8.30	10.20
RWB08-12JR011F3	8.00	9.10	11.00
RWB08-12JR012F3	8.80	9.90	11.80
RWB08-12JR013F3	9.60	10.70	12.60
RWB08-12JR014F3	10.40	11.50	13.40
RWB08-12JR015F3	11.20	12.30	14.20
RWB08-12JR016F3	12.00	13.10	15.00
RWB08-12JR017F3	12.80	13.90	15.80
RWB08-12JR018F3	13.60	14.70	16.60
RWB08-12JR019F3	14.40	15.50	17.40
RWB08-12JR020F3	15.20	16.30	18.20
RWB08-12JR021F3	16.00	17.10	19.00
RWB08-12JR022F3	16.80	17.90	19.80
RWB08-12JR023F3	17.60	18.70	20.60
RWB08-12JR024F3	18.40	19.50	21.40



RECOMMENDED P.C.B. LAYOUT
 (TOP VIEW)
 TOLERANCE ±0.05mm

REV. DATE	DESCRIPTION
1	

QUALITY CONTROL INSPECTION THE SYMBOL IS ▲	METRIC		WIROS ELECTRONICS INTERNATIONAL COMPANY LIMITED	
	DRAWER HENRY, W		<small>NOTICE OF PROPRIETARY PROPERTY</small> <small>THIS DRAWING CONTAINS INFORMATION THAT IS PROPRIETARY TO</small> <small>WIROS ELECTRONICS INTERNATIONAL COMPANY LIMITED</small> <small>AND SHOULD NOT BE USED WITHOUT WRITTEN CONSENT FROM WIROS.</small>	
	APPROVER CR, S		TITLE 0.80 WIRE TO BOARD SIDE ENTRY SMD CONNECTOR	
	DIMENSIONS ARE IN MILLIMETERS TOLERANCES X. ----- X.X ±0.25 X.XX ±0.15 X.XXX ±0.10 ANGLES ±3°		DO NOT SCALE DRAWINGS THIRD ANGLE PROJECTION	
RoHS COMPLIANT HfP HfP COMPLIANT RoHS COMPLIANT	PRODUCT NUMBER RWB08-12JR0**F3	SCALE NONE	SHEET 1 OF 1	SIZE A4