

* NOTES * (UNLESS OTHERWISE SPECIFIED)

MECHANICAL

- 1 HOUSING : THERMOPLASTIC NYLON 6/6 +30% G.F. UL94V-0 BLACK
- 2 CONTACT : BRASS 0.64×0.04mm, GOLD PLATED OVER NICKEL

SPECIFICATION

- 1 CURRENT RATING : 3 AMPHERES
- 2 WITHSTANDING VOLTAGE : AC/DC 500V.
- 3 INSULATION RESISTANCE : 1000 MEGOHMS MIN.
- 4 CONTACT RESISTANCE : 20 MILLIOHMS MAX.
- 5 OPERATION TEMPERATURE : -40°C TO +105°C
- 6 WAVE SOLDERING PEAK-TEMPERATURE : 245±5°C FOR 3 SECS.

** THIS IS A RoHS-2 RECOGNIZED PRODUCT

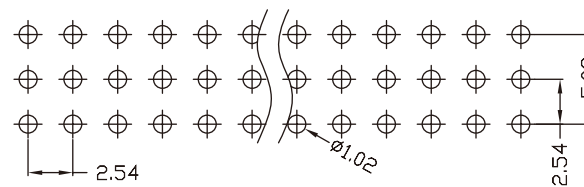
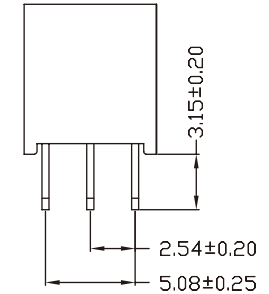
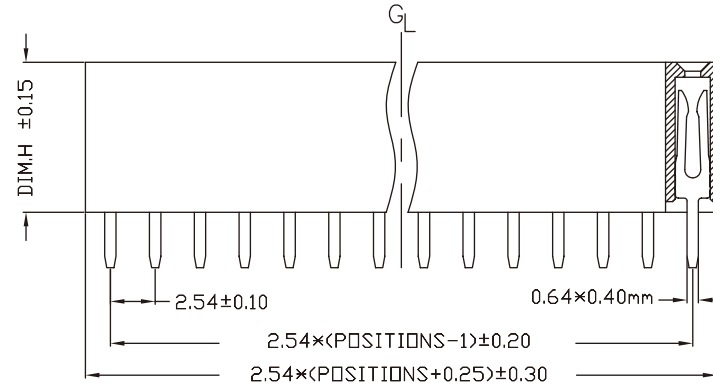
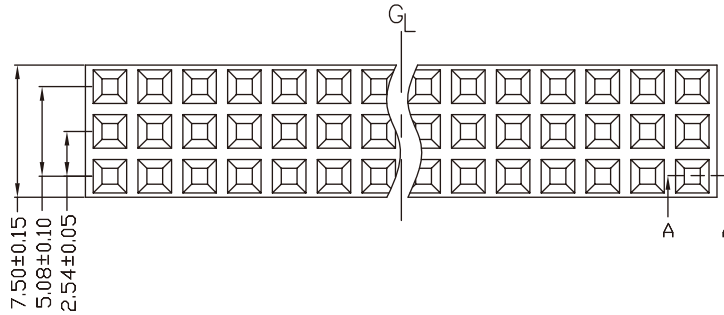
ORDER OPTION

RHD - 51 F3X P6

POSITION NUMBER
CHOOSE ONE ROW FROM 02 TO 32

PLATING
0~GOLD 0.2~1μ ON CONTACT AREA
1~GOLD 3μ ON CONTACT AREA
4~GOLD 15μ ON CONTACT AREA

DIMENSION
A2~ DIM.H= 4.3mm
A3~ DIM.H= 4.6mm
A6~ DIM.H= 7.1mm
A7~ DIM.H= 8.0mm
A9~ DIM.H= 8.5mm



RECOMMENDED P.C.B. LAYOUT
(TOP VIEW) TOLERANCE ± 0.05mm

REV. DATE	DESCRIPTION
1	

QUALITY CONTROL DIMENSION SHALL MARKED THE SYMBOL AS ▲	METRIC		WIROS ELECTRONICS INTERNATIONAL COMPANY LIMITED	
	DRAWER RAIN, FAN		NOTICE OF PROPRIETARY PROPERTY THIS DRAWING CONTAINS INFORMATION THAT IS PROPRIETARY TO WIROS ELECTRONICS INTERNATIONAL COMPANY LIMITED AND SHOULD NOT BE USED WITHOUT WRITTEN CONSENT FROM WIROS.	
	APPROVER SKY, WANG		TITLE 2.54mm 3×N LAYERS THT FEMALE HEADER CONNECTOR	
	DIMENSIONS ARE IN MILLIMETERS TOLERANCES X. ----- X.X ±0.38 X.XX ±0.25 X.XXX ±0.10 ANGLES ±3°		DO NOT SCALE DRAWINGS THIRD ANGLE PROJECTION PRODUCT NUMBER RHD**x-51xF3X**xP6	
RoHS <input checked="" type="checkbox"/> COMPLIANT HfP <input type="checkbox"/> COMPLIANT LEAD FREE	SIZE A4	REV. NONE	SCALE NONE	
			SHEET 1 OF 1	