

※NOTES※

MECHANICAL

- ① HOUSING : THERMOPLASTIC NYLON/6T, BLACK, UL94V-0
- ② CONTACT : BRASS, 0.5×0.2mm

SPECIFICATION

- ① CURRENT RATING : 1.5 AMPHERES
- ② WITHSTANDING VOLTAGE : 500V AC
- ③ INSULATION RESISTANCE : 1000 MEGOHMS MIN.
- ④ CONTACT RESISTANCE : 20 MILLIOHMS MAX.
- ⑤ OPERATING TEMPERATURE : -40°C~+105°C
- ⑥ MAX PROCESSING TEMPERATURE : 260°C FOR 10 SECONDS

ORDER OPTION

RHDK -31 P1X M6

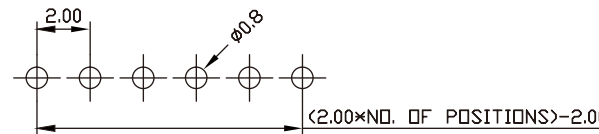
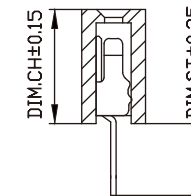
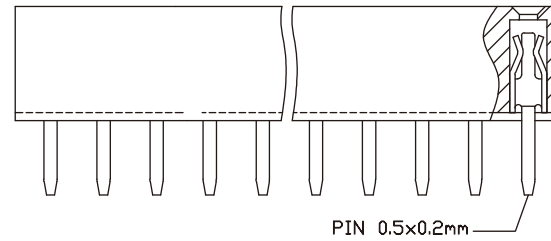
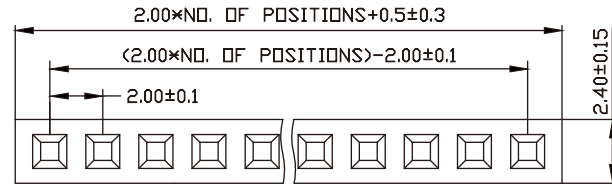
NO. OF POSITION
04~40 PINS

PLATING

- 0~Au 0.2~1μ ON CONTACT AREA
- 1~Au 3μ ON CONTACT AREA
- 2~Au 6μ ON CONTACT AREA
- 3~Au 10μ ON CONTACT AREA
- 4~Au 15μ ON CONTACT AREA

DIMENSION RANDOM

- 1~(CH=4.3mm)(ST=2.4mm)
- 2~(CH=4.3mm)(ST=3.2mm)



RECOMMENDED P.C.B. LAYOUT

QUALITY CONTROL DIMENSIONAL CHECK THE SYMBOL AS ↓ <input type="checkbox"/> RoHS COMPLIANT <input type="checkbox"/> HIF COMPLIANT <input type="checkbox"/> LEAD FREE	METRIC	WIROS Electronics Int'l CO., Ltd. <small>NOTICE OF PROPRIETARY PROPERTY: THIS DRAWING CONTAINS INFORMATION THAT IS PROPRIETARY TO WIROS ELECTRONICS INTERNATIONAL COMPANY LIMITED. AND SHOULD NOT BE USED WITHOUT WIROS'S WRITTEN CONSENT.</small>	
	DRAWER Y. TOMITA	TITLE 2.00 FEMALE HEADER SINGLE ROW THT CONNECTOR	
	APPROVER P. TURNEAU		
	DIMENSIONS ARE IN MILLIMETERS TOLERANCES X. ±0.25 X.X ±0.20 X.XX ±0.15 X.XXX ±0.10 ANGLES ±2° DO NOT SCALE DRAWINGS		PRODUCT NUMBER RHDK*-31*P1X**M6
SIZE A4	THIRD ANGLE PROJECTION 	SCALE 1 : 1	SHEET 1 OF 1