

* NOTES * (UNLESS OTHERWISE SPECIFIED)

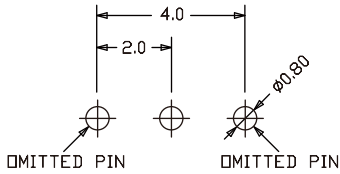
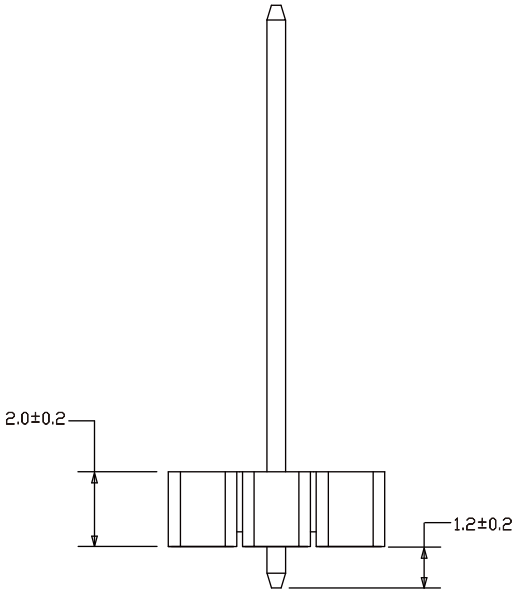
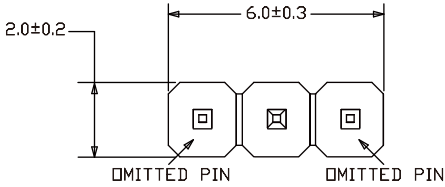
MECHANICAL

- 1
- 2
- HOUSING : HIGH-TEMP. PBT, UL94V-0, BLACK
- CONTACT : PHOSPHOR BRONZE, 0.5mm SQUARE

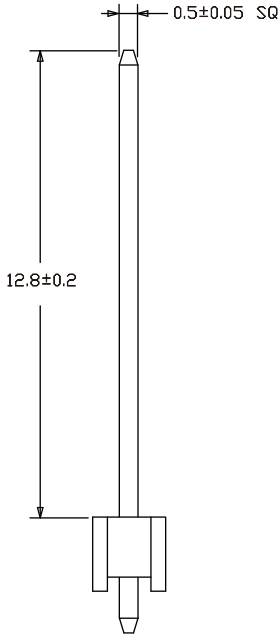
SPECIFICATION

- 1
- 2
- 3
- 4
- 5
- 6
- CURRENT RATING : 3 AMPHERES MAX.
- WITHSTANDING VOLTAGE : 1000V AC/DC
- INSULATION RESISTANCE : 1000 MEGOHMS MIN.
- CONTACT RESISTANCE : 20 MILLIOHMS MAX.
- OPERATING TEMPERATURE : -40°C TO +105°C
- WAVE SOLDERING PEAK-TEMP. : 250±5°C FOR 3 SECONDS

*** THIS IS A RoHS-2 RECOGNIZED PRODUCT



RECOMMENDED P.C.B. LAYOUT
(TOP VIEW)
TOLERANCE ±0.05mm



QUALITY CONTROL LINE DIMENSIONS SHALL MARKED THE SYMBOL AS	METRIC		WIROS ELECTRONICS INTERNATIONAL COMPANY LIMITED	
	DRAWER	KEN W.	NOTICE OF PROPRIETARY PROPERTY THIS DRAWING CONTAINS INFORMATION THAT IS PROPRIETARY TO WIROS ELECTRONICS INTERNATIONAL COMPANY LIMITED AND SHOULD NOT BE USED WITHOUT WRITTEN CONSENT FROM WIROS.	
	APPROVER	JUSTIN L.	TITLE	
	DIMENSIONS ARE IN MILLIMETERS TOLERANCES X. ---- X.X ---- X.XX ---- X.XXX ---- ANGLES ±3°		2.00 ANTEANA SIGNAL HEADER CONNECTOR	
	DO NOT SCALE DRAWINGS		PRODUCT NUMBER PHDAS-61AT003M1(13)	
THIRD ANGLE PROJECTION	SIZE	REV.	SCALE	SHEET 1 OF 1
	A4		NONE	