

NOTES (UNLESS OTHERWISE SPECIFIED)

MECHANICAL

- ① HOUSING : THERMOPLASTIC, UL94V-0
- ② SLIDER : THERMOPLASTIC, UL94V-0
- ③ FITTING NAIL : BRASS, TIN PLATED OVER NICKEL OVERALL
- ④ TERMINAL : PHOSPHOR BRONZE
TIN PLATED OVER NICKEL OVER NICKEL OVERALL

SPECIFICATION

- ① CURRENT RATING : 0.5 AMPHERE
- ② VOLTAGE RATING : 50V AC/DC
- ③ CONTACT RESISTANCE : 20mΩ MAX.
- ④ INSULATION RESISTANCE : 500MΩ MIN. AT 500V DC
- ⑤ WITHSTAND VOLTAGE : 200V AC/MINUTE
- ⑥ OPERATION TEMPERATURE RANGE : -25°C TO +85°C
- ⑦ IR-REFLOW PEAK TEMPERATURE : 260±5°C FOR 3 SECONDS

** THIS IS A ROHS COMPLIANT PRODUCT.

ORDER OPTION

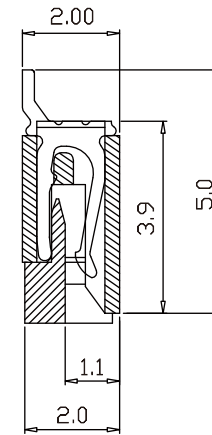
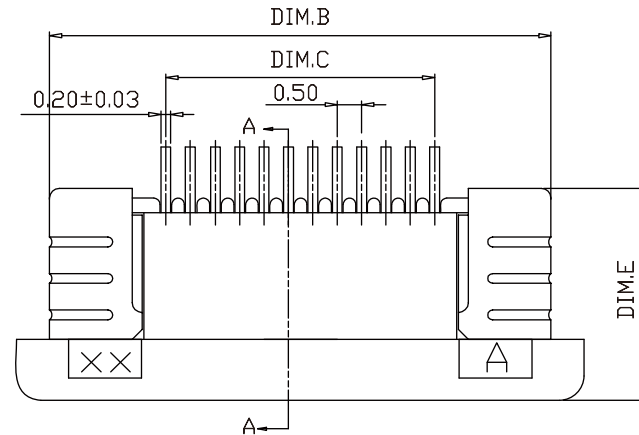
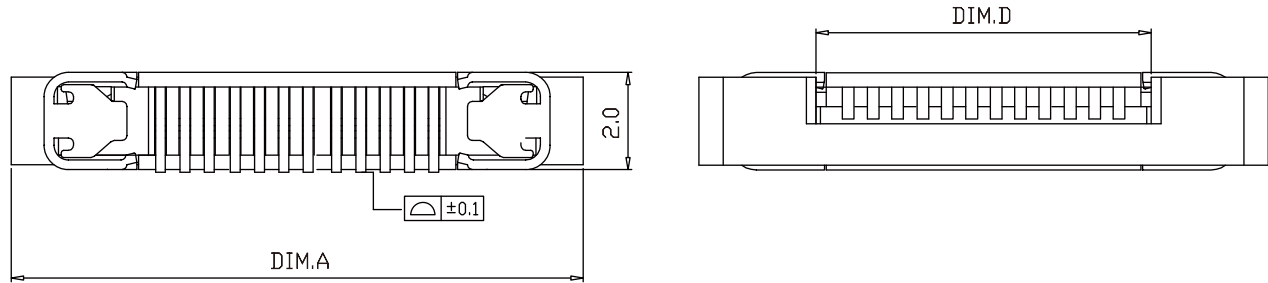
RFCB1-120R **xxx** C3

CKT NO : AVAILABLE PIN NO. AND DIMENSION DETAILS AS BELOW TABLE.

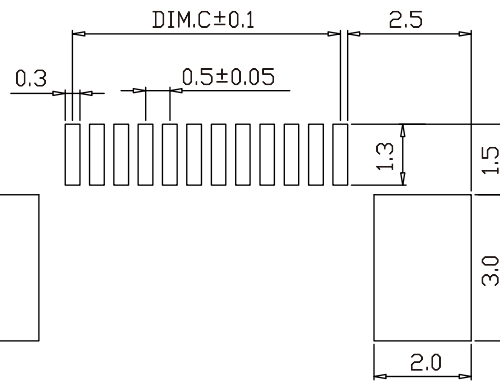
DIMENSION TABLE

CKT NO.	DIM.A	DIM.B	DIM.C	DIM.D	DIM.E
004	7.6	6.5	1.50	2.60	4.4
005	8.1	7.0	2.00	3.10	4.4
006	8.6	7.5	2.50	3.60	4.4
007	9.1	8.0	3.00	4.10	4.4
008	9.6	8.5	3.50	4.60	4.4
009	10.1	9.0	4.00	5.10	4.4
010	10.6	9.5	4.50	5.60	4.4
011	11.1	10.0	5.00	6.10	4.4
012	11.6	10.5	5.50	6.60	4.4
013	12.1	11.0	6.00	7.10	4.4
014	12.6	11.5	6.50	7.60	4.4
015	13.1	12.0	7.00	8.10	4.4
016	13.6	12.5	7.50	8.60	4.4
017	14.1	13.0	8.00	9.10	4.4
018	14.6	13.5	8.50	9.60	4.4
019	15.1	14.0	9.00	10.10	4.4
020	15.6	14.5	9.50	10.60	4.4
021	16.1	15.0	10.00	11.10	4.4
022	16.6	15.5	10.50	11.60	4.4
023	17.1	16.0	11.00	12.10	4.4
024	17.6	16.5	11.50	12.60	4.4
025	18.1	17.0	12.00	13.10	4.4
026	18.6	17.5	12.50	13.60	4.4
027	19.1	18.0	13.00	14.10	4.4
028	19.6	18.5	13.50	14.60	4.4
029	20.1	19.0	14.00	15.10	4.4
030	20.6	19.5	14.50	15.60	4.4
031	21.1	20.0	15.00	16.10	4.4
032	21.6	20.5	15.50	16.60	4.4
033	22.1	21.0	16.00	17.10	4.4
034	22.6	21.5	16.50	17.60	4.4
---	---	---	---	---	---
040	25.6	24.5	19.50	20.60	4.9
050	30.6	29.5	24.50	25.60	4.9
060	35.6	24.5	29.50	30.60	4.9

IF YOU ARE LOOKING FOR CKT.NO BETWEEN 034 TO 060, PLEASE CONTACT OUR LOCAL SALES REPRESENTATIVE FOR MORE DETAILS. OR E-MAIL : SERVICE@WIROS-GLOBAL.COM



SECTION A-A
 ▨ PLASTIC AREA



RECOMMENDED P.C.B. LAYOUT

QUALITY CONTROL DIMENSIONS SHALL MARKED THE SYMBOL AS	METRIC	WIROS Electronics Int'l CO., Ltd.
	DRAWER J, PARK	NOTICE OF PROPRIETARY PROPERTY: THIS DRAWING CONTAINS INFORMATION THAT IS PROPRIETARY TO WIROS ELECTRONICS INTERNATIONAL COMPANY LIMITED. AND SHOULD NOT BE USED WITHOUT WIROS'S WRITTEN CONSENT.
APPROVER J, HARRIS	DIMENSIONS ARE IN MILLIMETERS TOLERANCES	
RoHS COMPLIANT HfP LEAD FREE	X. ±0.30 X.X ±0.25 X.XX ±0.15 X.XXX ±0.10 ANGLES ±2°	TITLE PITCH 0.5mm/HEIGHT 2.0mm FPC/FPC B.PULL LOCK SMT CONNECTOR
DO NOT SCALE DRAWINGS	PRODUCT NUMBER RFCB1-120R**C3	
THIRD ANGLE PROJECTION	SCALE NONE	SHEET 1 OF 1
SIZE A4	REV.	